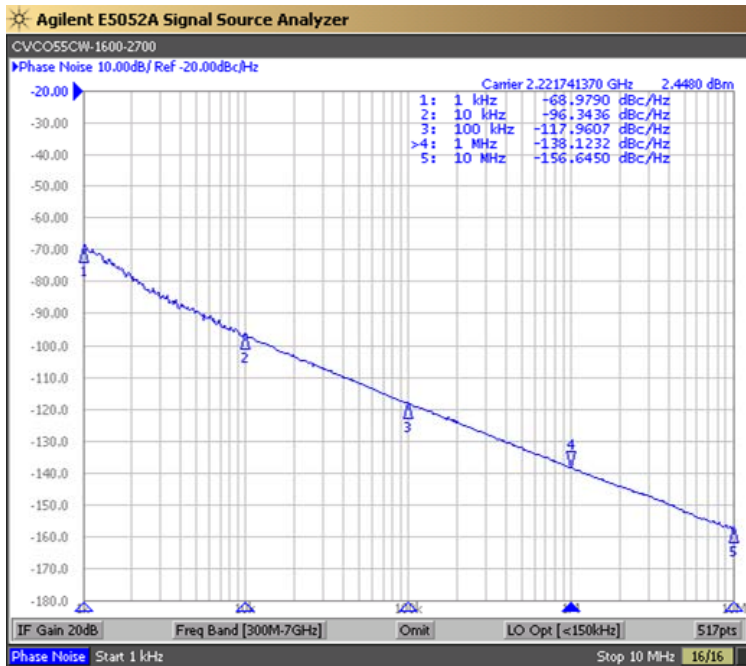


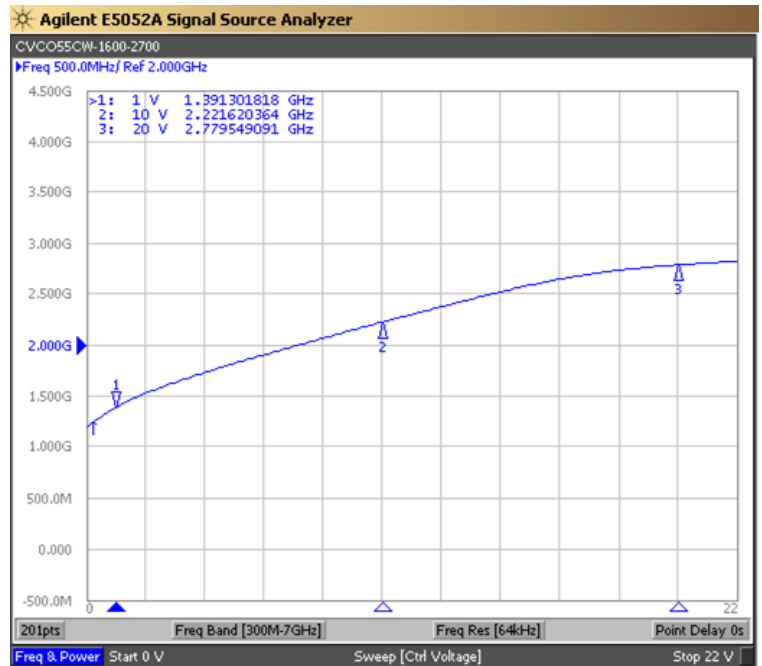


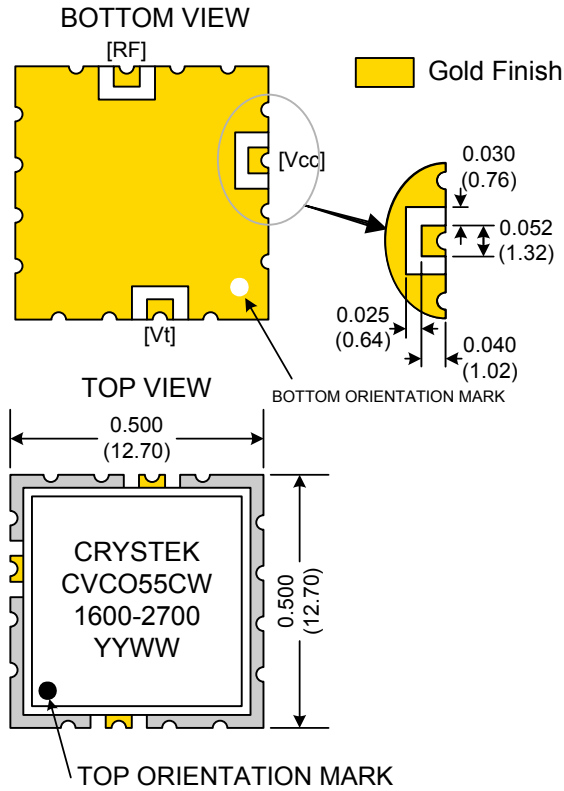
PERFORMANCE SPECIFICATION	MIN	TYP	MAX	UNITS
Lower Frequency:			1600	MHz
Upper Frequency:	2700			MHz
Tuning Voltage:	1.0		20.0	VDC
Supply Voltage:	9.5	10.0	10.5	VDC
Output Power:	0	+5.0	+10.0	dBm
Supply Current:		22		mA
Harmonic Suppression (2 <sup>nd</sup> Harmonic):		-15		dBc
Pushing:			5.0	MHz/V
Pulling, all Phases:			7.0	MHz pk-pk
Tuning Sensitivity:		84		MHz/V
Phase Noise @ 10kHz offset:		-97	-92	dBc/Hz
Phase Noise @ 100kHz offset:		-121	-117	dBc/Hz
Load Impedance:		50		$\Omega$
Input Capacitance:			100	pF
Operating Temperature Range:	-40		+85	$^{\circ}\text{C}$
Storage Temperature Range:	-45		+90	$^{\circ}\text{C}$

Phase Noise (1 Hz BW, Typical)



Tuning Curve (Typical)





Pad	Connection
2	Vt
10	RF-OUTPUT
14	Vcc
Others	GROUND

- Unless otherwise specified, Dimensions are in:  $\frac{IN}{(mm)}$
- Pad Location Dimensions are in: Inches

**TAPE AND REEL**



Drawing not to scale

**Product Control:**

Crystek Part Number:	CVCO55CW-1600-2700	Release Date:	19-March-08
Revision Level:	D	Responsible:	C. Vales

Specification is subject to change without notice